

ICON BEACH

WATERFRONT RESIDENCES

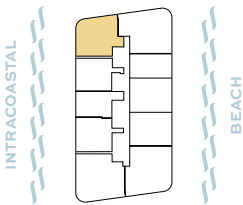
Residence 01

2 Bedroom, 2 Bathroom

Interior: 1,295 SF

Balcony: 522 SF

Total: 1,817 SF



The dimensions stated for this floor plan are approximate because there are various recognized methods for calculating the square footage of a unit. The square footage stated here is calculated from the exterior boundaries of the exterior walls to the centerline of interior demising walls without deductions for cutouts, curves, or architectural features. This method typically results in quoted dimensions greater than the dimensions that would be determined by using other accepted methods. The definition of "Unit" and the calculation method to be relied upon is set forth by the Developer in Developer's prospectus which method may result in a square footage calculation less than the result of the calculation method used here. Consult the Developer's prospectus to learn what is included with Unit purchase and to understand Unit dimensions. 2024 © Diplomat Landings Phase 1 Owner, LLC, with all rights reserved.

ICON BEACH

WATERFRONT RESIDENCES

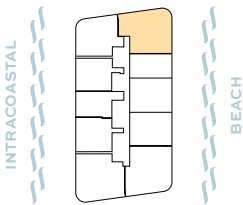
Residence 02

3 Bedroom, 2.5 Bathroom

Interior: 1,695 SF

Balcony: 670 SF

Total: 2,365 SF



The dimensions stated for this floor plan are approximate because there are various recognized methods for calculating the square footage of a unit. The square footage stated here is calculated from the exterior boundaries of the exterior walls to the centerline of interior demising walls without deductions for cutouts, curves, or architectural features. This method typically results in quoted dimensions greater than the dimensions that would be determined by using other accepted methods. The definition of "Unit" and the calculation method to be relied upon is set forth by the Developer in Developer's prospectus which method may result in a square footage calculation less than the result of the calculation method used here. Consult the Developer's prospectus to learn what is included with Unit purchase and to understand Unit dimensions. 2024 © Diplomat Landings Phase 1 Owner, LLC, with all rights reserved.

ICON BEACH

WATERFRONT RESIDENCES

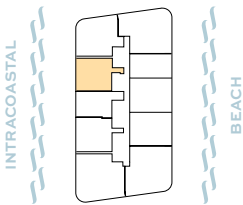
Residence 03

2 Bedroom, 2 Bathroom

Interior: 1,152 SF

Balcony: 292 SF

Total: 1,444 SF



The dimensions stated for this floor plan are approximate because there are various recognized methods for calculating the square footage of a unit. The square footage stated here is calculated from the exterior boundaries of the exterior walls to the centerline of interior demising walls without deductions for cutouts, curves, or architectural features. This method typically results in quoted dimensions greater than the dimensions that would be determined by using other accepted methods. The definition of "Unit" and the calculation method to be relied upon is set forth by the Developer in Developer's prospectus which method may result in a square footage calculation less than the result of the calculation method used here. Consult the Developer's prospectus to learn what is included with Unit purchase and to understand Unit dimensions. 2024 © Diplomat Landings Phase 1 Owner, LLC, with all rights reserved.

ICON BEACH

WATERFRONT RESIDENCES

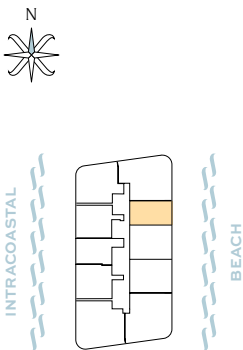
Residence 04

1 Bedroom, 1 Bathroom

Interior: 945 SF

Balcony: 211 SF

Total: 1,156 SF



The dimensions stated for this floor plan are approximate because there are various recognized methods for calculating the square footage of a unit. The square footage stated here is calculated from the exterior boundaries of the exterior walls to the centerline of interior demising walls without deductions for cutouts, curves, or architectural features. This method typically results in quoted dimensions greater than the dimensions that would be determined by using other accepted methods. The definition of "Unit" and the calculation method to be relied upon is set forth by the Developer in Developer's prospectus which method may result in a square footage calculation less than the result of the calculation method used here. Consult the Developer's prospectus to learn what is included with Unit purchase and to understand Unit dimensions. 2024 © Diplomat Landings Phase 1 Owner, LLC, with all rights reserved.

ICON BEACH

WATERFRONT RESIDENCES

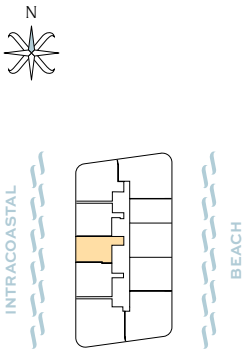
Residence 05

1 Bedroom, 1 Bathroom

Interior: 948 SF

Balcony: 233 SF

Total: 1,181 SF



The dimensions stated for this floor plan are approximate because there are various recognized methods for calculating the square footage of a unit. The square footage stated here is calculated from the exterior boundaries of the exterior walls to the centerline of interior demising walls without deductions for cutouts, curves, or architectural features. This method typically results in quoted dimensions greater than the dimensions that would be determined by using other accepted methods. The definition of "Unit" and the calculation method to be relied upon is set forth by the Developer in Developer's prospectus which method may result in a square footage calculation less than the result of the calculation method used here. Consult the Developer's prospectus to learn what is included with Unit purchase and to understand Unit dimensions. 2024 © Diplomat Landings Phase 1 Owner, LLC, with all rights reserved.

ICON BEACH

WATERFRONT RESIDENCES

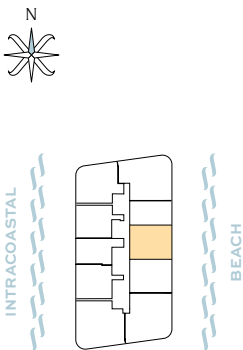
Residence 06

2 Bedroom, 2 Bathroom

Interior: 1,310 SF

Balcony: 293 SF

Total: 1,603 SF



The dimensions stated for this floor plan are approximate because there are various recognized methods for calculating the square footage of a unit. The square footage stated here is calculated from the exterior boundaries of the exterior walls to the centerline of interior demising walls without deductions for cutouts, curves, or architectural features. This method typically results in quoted dimensions greater than the dimensions that would be determined by using other accepted methods. The definition of "Unit" and the calculation method to be relied upon is set forth by the Developer in Developer's prospectus which method may result in a square footage calculation less than the result of the calculation method used here. Consult the Developer's prospectus to learn what is included with Unit purchase and to understand Unit dimensions. 2024 © Diplomat Landings Phase 1 Owner, LLC, with all rights reserved.

ICON BEACH

WATERFRONT RESIDENCES

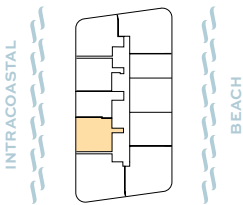
Residence 07

2 Bedroom, 2 Bathroom

Interior: 1,145 SF

Balcony: 303 SF

Total: 1,448 SF



The dimensions stated for this floor plan are approximate because there are various recognized methods for calculating the square footage of a unit. The square footage stated here is calculated from the exterior boundaries of the exterior walls to the centerline of interior demising walls without deductions for cutouts, curves, or architectural features. This method typically results in quoted dimensions greater than the dimensions that would be determined by using other accepted methods. The definition of "Unit" and the calculation method to be relied upon is set forth by the Developer in Developer's prospectus which method may result in a square footage calculation less than the result of the calculation method used here. Consult the Developer's prospectus to learn what is included with Unit purchase and to understand Unit dimensions. 2024 © Diplomat Landings Phase 1 Owner, LLC, with all rights reserved.

ICON BEACH

WATERFRONT RESIDENCES

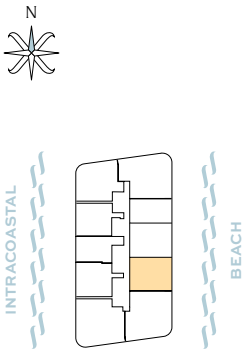
Residence 08

2 Bedroom, 2 Bathroom

Interior: 1,310 SF

Balcony: 293 SF

Total: 1,603 SF



The dimensions stated for this floor plan are approximate because there are various recognized methods for calculating the square footage of a unit. The square footage stated here is calculated from the exterior boundaries of the exterior walls to the centerline of interior demising walls without deductions for cutouts, curves, or architectural features. This method typically results in quoted dimensions greater than the dimensions that would be determined by using other accepted methods. The definition of "Unit" and the calculation method to be relied upon is set forth by the Developer in Developer's prospectus which method may result in a square footage calculation less than the result of the calculation method used here. Consult the Developer's prospectus to learn what is included with Unit purchase and to understand Unit dimensions. 2024 © Diplomat Landings Phase 1 Owner, LLC, with all rights reserved.

ICON BEACH

WATERFRONT RESIDENCES

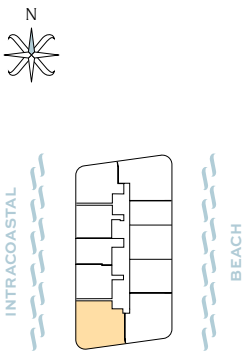
Residence 09

3 Bedroom, 2.5 Bathroom

Interior: 1,725 SF

Balcony: 665 SF

Total: 2,390 SF



The dimensions stated for this floor plan are approximate because there are various recognized methods for calculating the square footage of a unit. The square footage stated here is calculated from the exterior boundaries of the exterior walls to the centerline of interior demising walls without deductions for cutouts, curves, or architectural features. This method typically results in quoted dimensions greater than the dimensions that would be determined by using other accepted methods. The definition of "Unit" and the calculation method to be relied upon is set forth by the Developer in Developer's prospectus which method may result in a square footage calculation less than the result of the calculation method used here. Consult the Developer's prospectus to learn what is included with Unit purchase and to understand Unit dimensions. 2024 © Diplomat Landings Phase 1 Owner, LLC, with all rights reserved.

ICON BEACH

WATERFRONT RESIDENCES

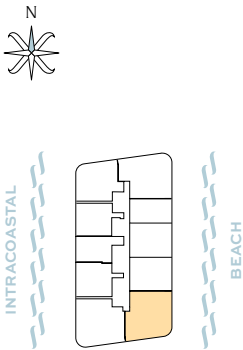
Residence 10

3 Bedroom, 3.5 Bathroom

Interior: 1,738 SF

Balcony: 617 SF

Total: 2,355 SF



The dimensions stated for this floor plan are approximate because there are various recognized methods for calculating the square footage of a unit. The square footage stated here is calculated from the exterior boundaries of the exterior walls to the centerline of interior demising walls without deductions for cutouts, curves, or architectural features. This method typically results in quoted dimensions greater than the dimensions that would be determined by using other accepted methods. The definition of "Unit" and the calculation method to be relied upon is set forth by the Developer in Developer's prospectus which method may result in a square footage calculation less than the result of the calculation method used here. Consult the Developer's prospectus to learn what is included with Unit purchase and to understand Unit dimensions. 2024 © Diplomat Landings Phase 1 Owner, LLC, with all rights reserved.